



XL

Equipped with all standard features, plus:

- 2.3L DOHC I-4 engine (Regular Cab/SuperCab 4x2)
- 5-speed manual transmission with overdrive
- Black H-bar grille
- Black front and rear bumpers
- Black door handles and sideview mirrors
- 15" 7-spoke silver-painted steel wheels with P225/70R15 all-season BSW tires
- AM/FM stereo with clock
- Manual windows and door locks
- Black rugged vinyl floor covering
- Vinyl 60/40 split seat (cloth on SuperCab)
- Trailer tow hitch receiver – Class III capability (when equipped with 4.0L V6)
- Fuel tank skid plate (SuperCab 4x2)
- Rear folding jump seats (SuperCab)



XLT

Equipped with all standard XL features, plus:

- 2.3L DOHC I-4 engine (Regular Cab/SuperCab 2-door 4x2)
- 4.0L V6 engine (SuperCab 4-door 4x4)
- Chrome H-bar grille
- Body-color front and rear bumpers
- Black leather-wrapped steering wheel with tilt and cruise control
- Color-coordinated carpet and carpeted front floor mats
- AM/FM stereo/single-CD player with MP3/SAT radio capability and audio input jack
- SIRIUS Satellite Radio
- Power Equipment Group with power windows, door locks, sideview mirrors, and remote keyless-entry system
- Cloth 60/40 split seat
- Sun visors with driver map strap and passenger-side vanity mirror
- Fog lamps

4x2:

- 15" 7-spoke silver-painted steel wheels with P225/70R15 all-season OWL tires

4x4: 4.0L V6

- Tow hooks
- 15" 5-spoke aluminum wheels with P235/75R15 all-terrain OWL tires
- Heavy-duty shock absorbers



SPORT

Equipped with all standard XLT features, plus:

- 4.0L V6 engine
- Body-color H-bar grille
- Body-color front and rear bumpers, wheel-lip moldings, door handles and sideview mirror caps
- Black rugged vinyl floor covering
- Full-size spare tire
- Black side step bars
- Sport bucket cloth seats with center floor console and storage

4x2:

- 15" split-spoke machined cast-aluminum wheels with P235/75R15 all-terrain OWL tires
- Heavy-duty shock absorbers

4x4:

- 16" Y-spoke cast-aluminum wheels with P255/70R16 all-terrain OWL tires
- Fore, mid and aft skid plates

STANDARD FEATURES

MECHANICAL

90,000-mile spark plug interval¹
 4-wheel Anti-lock Brake System (ABS) with front and rear disc brakes
 Battery saver automatically deactivates interior lights
 Body-on-frame construction
 Electronic Brakeforce Distribution (EBD)
 Power rack-and-pinion steering
 Suspension – Front: independent Short- and Long-Arm with stabilizer bar; rear: 2-stage leaf springs

SAFETY/SECURITY

AdvanceTrac[®] with RSC[®] (Roll Stability Control™)
 Belt-Minder[®] front safety belt reminder
 Personal Safety System™ for driver and right-front passenger includes dual-stage front airbags², safety belt pretensioners, safety belt energy-management retractors, safety belt usage sensors, driver-seat position sensor, crash severity sensor, restraint control module and Front-Passenger Sensing System
 Front-seat side airbags²
 Safety belt height adjusters for front-outboard positions
 Securilock[®] passive anti-theft ignition system
 Side-intrusion door beams
 Tire Pressure Monitoring System (excludes spare)

INTERIOR

Air conditioning – Manual control
 Audio system (varies by model)
 Cupholders
 Dome light
 Glove compartment
 Grab handles for driver and front passenger
 Power point (12V)
 Rally gauge cluster with tachometer
 Smoker's Package includes ashcan and cigarette lighter

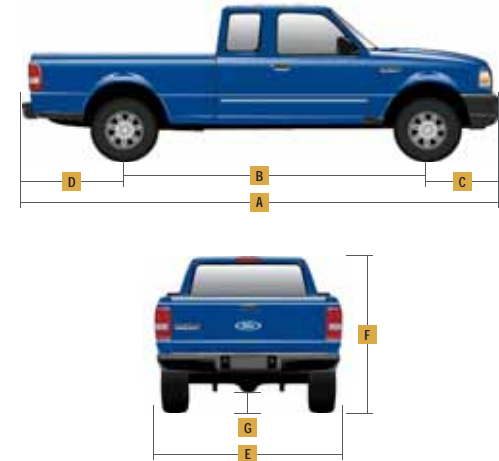
EXTERIOR

6' pickup box
 Cargo box tie-down hooks (4)
 H-bar-style grille
 Raised power dome hood
 Solar-tinted glass
 Stone guards/mudflaps (vary by model)
 Tailgate with quick release
 Windshield wipers – Intermittent

¹Under normal driving conditions with routine fluid and filter changes.
²Always wear your safety belt.

DIMENSIONS

	REGULAR CAB 4x2	SUPERCAB 4x2/4x4
EXTERIOR		
A. Overall length	189.4"	203.6"
B. Wheelbase	111.5"	125.7"/125.9"
C. Overhang – Front	34.0"	34.0"
D. Overhang – Rear	44.0"	44.0"/43.8"
E. Overall width excluding mirrors	69.3"	69.4"/71.3"
including mirrors	81.3"	81.3"
F. Overall height	66.2"	66.3"/67.7"
G. Ground clearance	8.9"	8.6"/8.2"
Loadfloor height	29.7"	29.5"/31.9"
Ramp breakover angle	24.4°	23.3°/18.6°
Angle of approach	23.5°	23.8°/24.9°
Angle of departure	24.6°	24.3°/27.4°
INTERIOR		
Front		
Head room	39.2"	39.2"
Shoulder room	54.5"	54.5"
Hip room	52.7"	52.7"
Leg room	42.4"	42.4"
Rear		
Head room	—	33.2"
Shoulder room	—	14.1"
Hip room	—	18.7"
Leg room	—	39.1"



CARGO AREA	6' BOX
Volume (cu. ft.)	37.4
Inside height	16.5"
Length at floor	72.7"
Width at wheelhouse	40.5"
Maximum width at floor	52.0"

Cargo and load capacity limited by weight and weight distribution.

WHEELS



15" 7-Spoke
Silver-Painted Steel



15" 5-Spoke
Aluminum



15" Split-Spoke
Machined Cast-Aluminum



16" Y-Spoke Cast-Aluminum
with Silver-Painted Inserts



FEATURES & OPTIONS

XL		
XLT		
SPORT		
MECHANICAL		
● ● ●		4x2 drivetrain
⓪ ○ ○		4x4 drivetrain with Electronic Shift-On-the-Fly (ESOF)
⓪ ● —		2.3L DOHC I-4 engine (4x2 only)
⓪ ● ●		4.0L V6 engine (required on 4x4)
● ● ●		5-speed manual transmission with overdrive
○ ○ ○		5-speed automatic transmission with overdrive
● ● —		15" 7-spoke silver-painted steel wheels — 4 (XLT 4x2)
— ● —		15" 5-spoke aluminum wheels — 4 (standard on XLT 4x4)
— — ●		15" split-spoke machined cast-aluminum wheels — 4 (SPORT 4x2)
— ● ●		16" Y-spoke cast-aluminum wheels with silver-painted inserts — 4 (SuperCab 4x4; XLT requires other equipment)
⓪ — —		P225/70R15 all-season BSW tires — 4
— ● —		P225/70R15 all-season OWL tires — 4
⓪ ● ⓪		P235/75R15 all-terrain OWL tires — 4 (SuperCab only)
— ● ●		P255/70R16 all-terrain OWL tires — 4 (SuperCab 4x4 only)
— ○ —		Spare — Full-size P225/70R15 all-season 4x2, temporary
— ○ ○		Spare — Full-size P235/75R15 all-terrain 4x4
⓪ ● ●		Spare — Full-size P235/70R16 OWL (4x4 XL and XLT; all SPORT)
⓪ ● ●		Axle ratio — 3.55:1 (4.0L V6 only)
⓪ ● ●		Axle ratio — 3.73:1
⓪ ● ●		Axle ratio — 4.10:1
— ● ●		Shocks — Heavy-duty gas-charged (standard on 4x4 and all SPORT)
⓪ ● ●		Shocks — Rancho® heavy-duty gas-charged (standard on SuperCab 4x4 with Payload Package #2)
● ● ●		Skid plate — Fuel tank (standard on SuperCab 4x2)
⓪ ● —		Skid plates — Mid and aft
— ○ ●		Skid plates — Fore, mid and aft (SuperCab 4x4)
⓪ ● —		Suspension — Front coil spring (4x2)
— ● ●		Suspension — Front torsion bar (4x4 and all SPORT)

XL		
XLT		
SPORT		
SEATING		
● — —		Front 60/40 split seat — Vinyl (Regular Cab)
⓪ ● —		Front 60/40 split seat — Cloth (standard on XL SuperCab)
— — ●		Front sport bucket seats — Cloth with center console
● ● ●		Rear folding jump seats (SuperCab only)
INTERIOR		
● — —		AM/FM stereo with clock and 2 speakers
○ ● ●		AM/FM stereo/single-CD player with MP3/SAT capability, clock, 4 speakers and audio input jack
— ○ ○		AM/FM stereo/6-disc in-dash CD changer with MP3/SAT radio capability, 4 speakers and audio input jack
— ● ●		SIRIUS Satellite Radio ¹ — Includes over 130 channels and a 6-month trial subscription
● — ●		Floor covering — Black rugged vinyl
— ● —		Floor covering — Color-coordinated carpet with carpeted front floor mats
— ○ —		Floor mats — Black vinyl, slush-type (front only)
○ ● ●		Steering wheel — Tilt, with cruise control
EXTERIOR		
● ● —		2-door Regular Cab
○ ○ ○		2-door SuperCab
— ○ ○		4-door SuperCab
— ○ ○		Bedliner — Under-rail
— — ○		Bodyside moldings — Body-color
● — —		Bumpers — Black
— ● ●		Bumpers — Body-color with black lower valance
— ● ●		Fog lamps
● — —		Grille — Black H-bar
— ● —		Grille — Chrome H-bar
— — ●		Grille — Body-color H-bar
— ○ ○		Privacy glass with rear sliding window (SuperCab only)
— ○ ●		Side step bars — Black
● — —		Sideview mirrors — Manual black

XL		
XLT		
SPORT		
EXTERIOR (continued)		
— ● —		Sideview mirrors — Power black
— — ●		Sideview mirrors — Power with body-color caps
— ● —		Sideview mirrors — Power with chrome caps (included in Bright Trim Group)
— ● ●		Tow hooks — 2 black steel in front (4x4 only)
● ● ●		Trailer tow hitch receiver (Class III when equipped with 4.0L V6)
— — ●		Wheel-lip moldings — Body-color
PACKAGES		
— ○ ○		Bright Trim Group — Includes chrome sideview mirror caps (except on SPORT), chrome side step bars with non-skid surface, and chrome exhaust tip (4.0L V6 SuperCab only)
— ○ ○		Payload Package #2 — Includes increased rear spring rates and heavy-duty gas-charged shocks on 4x2, or Rancho heavy-duty shocks on 4x4 SuperCab only (not available on 2.3L I-4 SuperCab)
— ○ ○		Power Code™ Remote Start System (requires automatic transmission and Power Equipment Group) ²
— ○ ○		Keyless-entry keypad

● Standard ⓪ Select Availability ○ Optional — Not Available

¹Compatible with all Ranger MP3 audio systems. ²Available through your Ford Dealer as a Dealer-Installed Ford Licensed Accessory. Not covered by New Vehicle Limited Warranty. See your dealer for details.



MAXIMUM LOADED TRAILER WEIGHT¹ (lbs.)

MANUAL TRANSMISSION			REGULAR CAB		SUPERCAB	
ENGINE	AXLE RATIO	GCWR	4x2 (6' BOX)	4x2	4x4	
2.3L DOHC I-4	3.73 or 4.10	4800	1540	1320	—	
4.0L V6	3.55	7000	—	3340	—	
	3.73 or 4.10	7000	—	—	3120	

AUTOMATIC TRANSMISSION			REGULAR CAB		SUPERCAB	
ENGINE	AXLE RATIO	GCWR	4x2 (6' BOX)	4x2	4x4	
2.3L DOHC I-4	4.10	5500	2200	1980	—	
4.0L V6	3.55	9500	—	5760	—	
	3.73 or 4.10	9500	—	—	5580	

MAXIMUM PAYLOAD² (lbs.)

REGULAR CAB		4x2	
ENGINE	BOX SIZE	MAX. GVWR	MAX. AVAILABLE PAYLOAD
2.3L DOHC I-4	6'	4300	1160

SUPERCAB		4x2		4x4	
ENGINE	BOX SIZE	MAX. GVWR	MAX. AVAILABLE PAYLOAD	MAX. GVWR	MAX. AVAILABLE PAYLOAD
2.3L DOHC I-4	6'	4760	1400	—	—
4.0L V6	6'	4760	1100	5150	1270
4.0L V6 ³	6'	5100	1430	5280	1400

¹Maximum capabilities shown are for properly equipped vehicles with required equipment and a 150-lb. driver. Weight of additional options, equipment, passengers and cargo must be deducted from this weight. For additional information, see your Ford Dealer. NOTE: Ranger does not have an electric brake wiring provision. Certain states require electric trailer brakes over a specified trailer weight. In those states, the Ranger maximum loaded trailer weight is limited to the state regulation. Check your state's trailer weight regulations. ²Maximum capabilities shown are for properly equipped vehicles with required equipment. Weight of additional options, equipment, passengers and cargo must be deducted from this weight. For additional information, see your Ford Dealer. ³With Payload Package #2.

SIRIUS and the SIRIUS dog logo are registered trademarks of SIRIUS XM Radio Inc. Subscriptions governed by SIRIUS Terms and Conditions at sirius.com/serviceterms. Service available in the 48 contiguous states and Washington, D.C.

Garmin is a registered trademark of Garmin Ltd.

ENGINES

	2.3L DOHC 16-VALVE I-4	4.0L 12-VALVE V6
Horsepower (hp @ rpm)	143 @ 5250	207 @ 5250
Torque (lb.-ft. @ rpm)	154 @ 3750	238 @ 3000

2010 EPA-ESTIMATED FUEL ECONOMY (mpg)

ENGINE	TRANSMISSION	4x2		4x4	
		CITY	HIGHWAY	CITY	HIGHWAY
2.3L DOHC I-4	5-Speed Manual	22	27	—	—
	5-Speed Automatic	19	24	—	—
4.0L V6	5-Speed Manual	15	21	15	19
	5-Speed Automatic	16	21	14	18

New Vehicle Limited Warranty. We want your Ford Ranger ownership experience to be the best it can be. So under this warranty, your new vehicle comes with 3-year/36,000-mile Bumper-to-Bumper Coverage, 5-year/60,000-mile Powertrain Warranty Coverage, 5-year/50,000-mile Safety Restraint Coverage, and 5-year/unlimited-mile Corrosion (Perforation) Coverage – all with no deductible. Please ask your Ford Dealer for a copy of this limited warranty.

Roadside Assistance. Covers your vehicle for 5 years or 60,000 miles, so you have the security of knowing that help may be only a phone call away should you run out of fuel, lock yourself out of the vehicle, or need towing. Your Ford Dealer can provide complete details on all of these advantages.

Ford Credit. Get the ride you want. Whether you plan to lease or finance, you'll find the choices that are right for you at Ford Credit. Ask your Ford Dealer for details or check us out at fordcredit.com.

Ford Extended Service Plan. For a purchase or lease, the Ford Extended Service Plan (ESP) gives you "Peace-of-Mind" protection designed to cover key vehicle components and protect you from the cost of unexpected repairs. Ask your dealer for a Ford ESP, the only service contract backed exclusively by Ford and honored at all Ford Lincoln Mercury dealerships.

Insurance Services. Get Ford Motor Company quality in your auto insurance. Our program offers industry-leading benefits and competitive rates. Call 1-877-367-3847, or visit us at fordvip.com for a no-obligation quote. Insurance offered by American Road Services Company (in CA, American Road Insurance Agency), a licensed agency and subsidiary of Ford Motor Company.

Comparisons based on 2009/2010 competitive models (Class is Compact Pickups), publicly available information and Ford certification data at time of release. Some features discussed may be optional. Vehicles shown may contain optional equipment. Features shown may be offered only in combination with other options or subject to additional ordering requirements or limitations. Dimensions and capacity ratings shown may vary due to optional features and/or production variability. Following release of the PDF, certain changes in standard equipment, options and the like, or product delays may have occurred which would not be included in these pages. Your Ford Dealer is the best source for up-to-date information. Ford Division reserves the right to change product specifications at any time without incurring obligations.

© 2009 Ford Motor Company

10RANWEBPDF

EXTERIOR & INTERIOR

COLORS, FABRICS & TRIM



Vista Blue Metallic



Torch Red




Redfire Metallic




Dark Shadow Grey Metallic




Black



Silver Metallic



Oxford White



Vinyl — Medium Dark Flint
Standard on XL



Cloth — Medium Dark Flint
Standard on XLT and SPORT

	Interior Color
XL	
Vista Blue Metallic	●
Torch Red	●
Dark Shadow Grey Metallic	●
Black	●
Silver Metallic	●
Oxford White	●
XLT	
Vista Blue Metallic	●
Torch Red	●
Redfire Metallic	●
Dark Shadow Grey Metallic	●
Black	●
Silver Metallic	●
Oxford White	●
SPORT	
Vista Blue Metallic	●
Torch Red	●
Redfire Metallic	●
Dark Shadow Grey Metallic	●
Black	●
Silver Metallic	●
Oxford White	●

Colors shown are representative only. Not all colors are available on all models.
See your dealer for actual paint/trim options.

INTERIOR: ● Medium Dark Flint